

# **HOLIDAYS HOMEWORK**

## **Class IV Session 2020-21**

### **Subject: Hindi**

#### **GENERAL INSTRUCTIONS:**

1. Attempt the holidays homework neatly in a separate notebook.

1. प्रतिदिन एक पृष्ठ का सुलेख लिखो।
2. आनलाइन कक्षा में करवाए गए किन्हीं 15 शब्दों के पर्यायवाची शब्द कापी में लिखकर याद करो।
3. दिए गए शब्दों के वचन बदलकर लिखो, उससे संबंधित चित्र ढूँढ कर कापी में चिपकाओ

ताला, किताब, बाल्टी, तितली, लकड़ी, घड़ी, पंखा, कुर्सी, मिठाई, कापी

4. कक्षा में करवाए गए अनेक शब्दों के लिए एक शब्द को कापी में लिखकर याद करो।
5. दिए गए शब्दों को जातिवाचक, भाववाचक व व्यक्तिवाचक संज्ञा में विभाजित कर कापी में लिखो  
।

विद्यालय, पुस्तक, भारत, अध्यापक, मिठास, मोर, बचपन, चढ़ाई, दिल्ली

### **Subject: EVS**

#### **GENERAL INSTRUCTIONS:**

1. Attempt the holidays homework neatly in a separate notebook.

1. Read chapter 1, 2, 3 and 4 from book thoroughly. Do complete back exercise of all the four chapters.
2. Learn and revise all the given worksheets.
3. Create a special album of any of your grand parents (maternal/paternal) and find their favourite food, colour, hobby, fruit, game, film star, song, movie, drink, place, any ten things and paste pictures of these things in the album you have made for them.
4. Dry and paste – a small plant with roots and label its parts on A-4 size coloured sheet.
5. Write down the characteristic features of each of the following with three examples each:
  - a. Herb
  - b. Shrub

- c. Climber and Creeper
  - d. Tree
6. Make a model/item BEST OUT OF WASTE.

**NOTE: No print outs will be accepted.  
Handwritten work to be submitted.**

## HOLIDAY HOMEWORK CLASS -4 (ENGLISH)



**Summer Vacation** is probably the best time of the year for you all; it is time for loads of ice cream, time to get pampered to no end and of course bonding with cousins virtually. School is fun too, with learning happening always, summer vacation can also be a time for learning with lots of activities around. Here are a few tasks for you to be completed during the vacation.

Do remember to complete the given tasks after reading them carefully.

**HAPPY HOLIDAYS!**

### **Some Tips to make this holiday special:**

- ★ Have a family dinner every day of the holidays.
- ★ Play board games with your parents and siblings and show them who is the smartest
- ★ Spend some quality time with an elderly person in the family.
- ★ Stay indoors (stay safe and stay healthy)
- ★ Involve in creative activities and keep updating your knowledge.

## GENERAL INSTRUCTIONS:

1. YOU ARE INSTRUCTED TO COMPLETE ALL THE WORK IN ONE SEPARATE SCRAP BOOK OF ENGLISH.

OR

2. YOU CAN COMPILE ALL THE WORK IN ONE SEPERATE FOLDER OF ENGLISH

## TASK TO DO:-

1. Write a 'Biography' on your mother'. Interview her and write the answers that you receive. You may include questions like:

- a) Her name and the meaning of her name.
- b) Where did she grew up?
- c) Name of the school she studied in ....
- d) Her favourite subject and the reason.
- e) Any memorable incident of her childhood.
- f) How did she spend her leisure time?

Any other interesting details.

Make your Project creative and interesting. Use A4 size sheets and make a folder or continue your work in a scrapbook only just give a cover page. Draw or cut and paste pictures. Name the folder/cover page 'Biography of my Mother' and decorate it.

2. Make a list of all the positive things that you can be thankful for on an A4 size sheet or in one- two pages of scrapbook.



3. Read the newspaper daily. Make your own personal dictionary or you can write the words in your scrapbook given heading as Dictionary. Write down two new words from the newspaper with their meanings and their usage in a sentence (on your own) for any 15 days.

Your dictionary should have 30 words.

4. Try to listen /hear to different animals and birds and identify them with their sounds. (Only Observe, do not write)

5. Do 10 pages of Cursive Writing neatly on any topic.
6. Read your English textbook daily to develop reading competency and revise all the topics done before summer break.
7. Make one mask of any 1 animal.



### Subject: Mathematics

#### **GENERAL INSTRUCTIONS:**

1. Attempt the holidays homework neatly in a separate notebook.

Q1 Write the place value of the underlined digits.

- 95554-
- 33467-
- 746-
- 349-

Q2 Write in words.

- 3,33,462-
- 4,445-
- 765-
- 999-

Q3 Write down the numbers in expanded form.

- 2,30,506-
- 1,15,111-
- 33,445-
- 8,750-

Q4 Arrange the numbers in: (A) Ascending order

- 4,32,576 ; 5,34,666 ; 54,391 ; 96,399
- 7,54,398 ; 1,55,555 ; 8,54,893 ; 2,56,327

(B) Descending order

- 48,560 ; 1,45,328 ; 66,567 ; 87,654
- 45,674 ; 89,777 ; 23,341 ; 56,321

Q5 Write the Roman numerals for the given numbers.

- 7-
- 35-
- 24-
- 49-

Q6 Add the following numbers.

- 7,32,400 and 4,44,444
- 5,65,476 and 3,56,878

Q7 Find the difference.

- subtract 31,451 from 54,764
- subtract 85,543 from 90,000

Q8 Rearrange each set of numbers to make the greatest number.

- 49,729
- 23,479
- 61,371
- 88,392

Q9 Rearrange each set of numbers to make the smallest number.

- 73,392-
- 65,691-
- 43,678-
- 21,768-

Q10 Round off the following numbers to the-

(A) Nearest 10

- 7,654-
- 3,986-
- 560-
- 289-

(B) Nearest 100

- 34,678-
- 44,635-
- 76,242-
- 7889-

(C) Nearest 1000

- 45,777-
- 34,678-
- 34,273-
- 87,365-

Q11 Make your own tour package including the following:

- Travel place
- Distance from your place to travel place.
- Travelling expenses
- Hotel expenses
- Food expenses
- Shopping expenses

Then, convert/ round off all the expenses to the nearest 1000 and make a bill to find out the total expense.

Q12 Note down the timing of your favourite show on television and make a clock showing the show timing. The clock should be made up of cardboard with any cartoon character.

- Revise all the syllabus done.

- Learn and write tables from 2 to 20.

# Computer

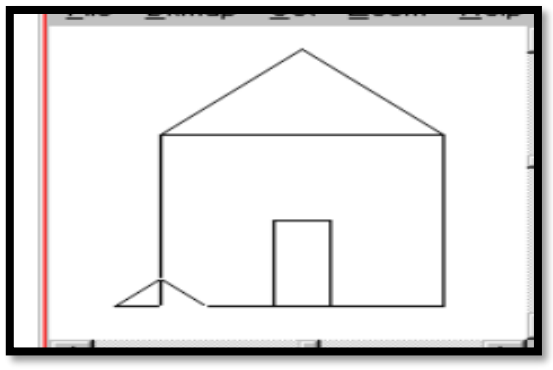
Q1:- collect complete information about logo.

Q2:- Do the work in logo

**Practice - 1**

```

fd 40
fd 40 rt 90
fd 40 rt 90 fd 40
fd 40 rt 90 fd 40 lt 90
fd 40 rt 90 fd 40 lt 90 fd 40
fd 40 rt 90 fd 40 lt 90 fd 40 lt 90
fd 40 rt 90 fd 40 lt 90 fd 40 lt 90 bk 40
    
```



**Practice - 3**

```

repeat 8 [repeat 4 [fd 100 rt 90] rt 45]
    
```

**Practice - 2**

```

fd 50 rt 120 fd 50 rt 120 fd 50 rt 120
    
```

**Practice - 3**

```

rt 45 fd 60 lt 90 fd 60 lt 90 fd 60 lt 90 fd 60
    
```

**Practice - 4**

```

fd 40 rt 90 fd 40 lt 90 fd 40 rt 90 fd 40 lt 90 fd 40
rt 90 fd 40 rt 90 fd 40 lt 90 fd 40 rt 90 fd 40 lt 90
fd 40 rt 90 fd 40 rt 90 fd 200
    
```

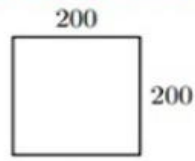
**Practice - 5**

```

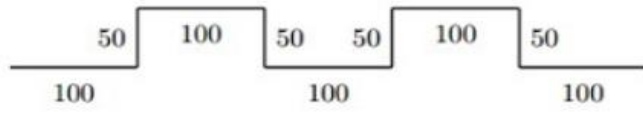
fd 60 rt 72 fd 60 rt 72 fd 60 rt 72 fd 60 rt 72 fd 60
lt 36 fd 60 rt 72 fd 60 rt 72 fd 60 rt 72 fd 60
    
```

Following is an exercise to check your aptitude on what you have learned so far in this chapter.

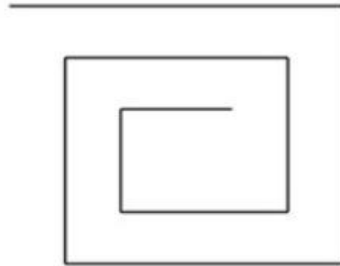
**Exercise - Draw the following.**



(a)

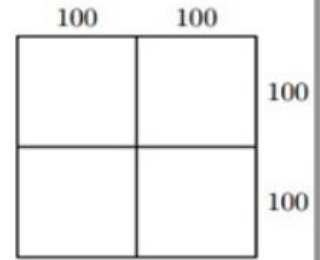


(b)



You can choose the size.

(c)



(d)

**Exercise -**

Draw a staircase consisting of 10 steps of size 20 each as shown below.

